

PEOPLE PASSION AND MORE

Business unit panels | Pirmasens



The ideal wall cladding system for partial renovations and new builds

Practical, easy to clean, quick:

The KÖMASTYLE PVC-U panels give your room an entirely individual charm.

They are:

- Particularly quick and easy to install
- Available in a range of decors and individual prints
- Resistant to damp, chemicals, light and heat
- Knock-, scratch- and abrasion-resistant
- Easy to clean

They are optically pleasing as a smooth, seamless wall cladding with e.g. deceptively genuine wood and stone decors or also in plain colours.

KÖMASTYLE offers the possibility to hide wall surfaces and partially tiled surfaces (e.g. in bathrooms) that have for example become "long in the tooth". Because they are easy to process, individual functional areas or even entire rooms can be enhanced quickly, cleanly, functionally and optically.

KÖMASTYLE sets decorative highlights with 11 timeless decors and 6 plain colours. Thanks to the outstanding surface properties, limescale, dirt and soap residues find less area to attack on the non-porous panels.

The great advantage of KÖMASTYLE lies in the ease of processing the material. The panels can be processed using conventional tools - sawing, drilling, grinding - and can thus be adapted to suit the structural conditions. The design panels are applied directly to the supporting surface, like tiles or plaster, with the aid of a surface bonding adhesive. Unightly or defective areas give way to decorative, maintenance-free wall surfaces in an instant.

Quick and clean – without time-consuming and dirty tiling work.

KÖMASTYLE. EXAMPLE APPLICATION.



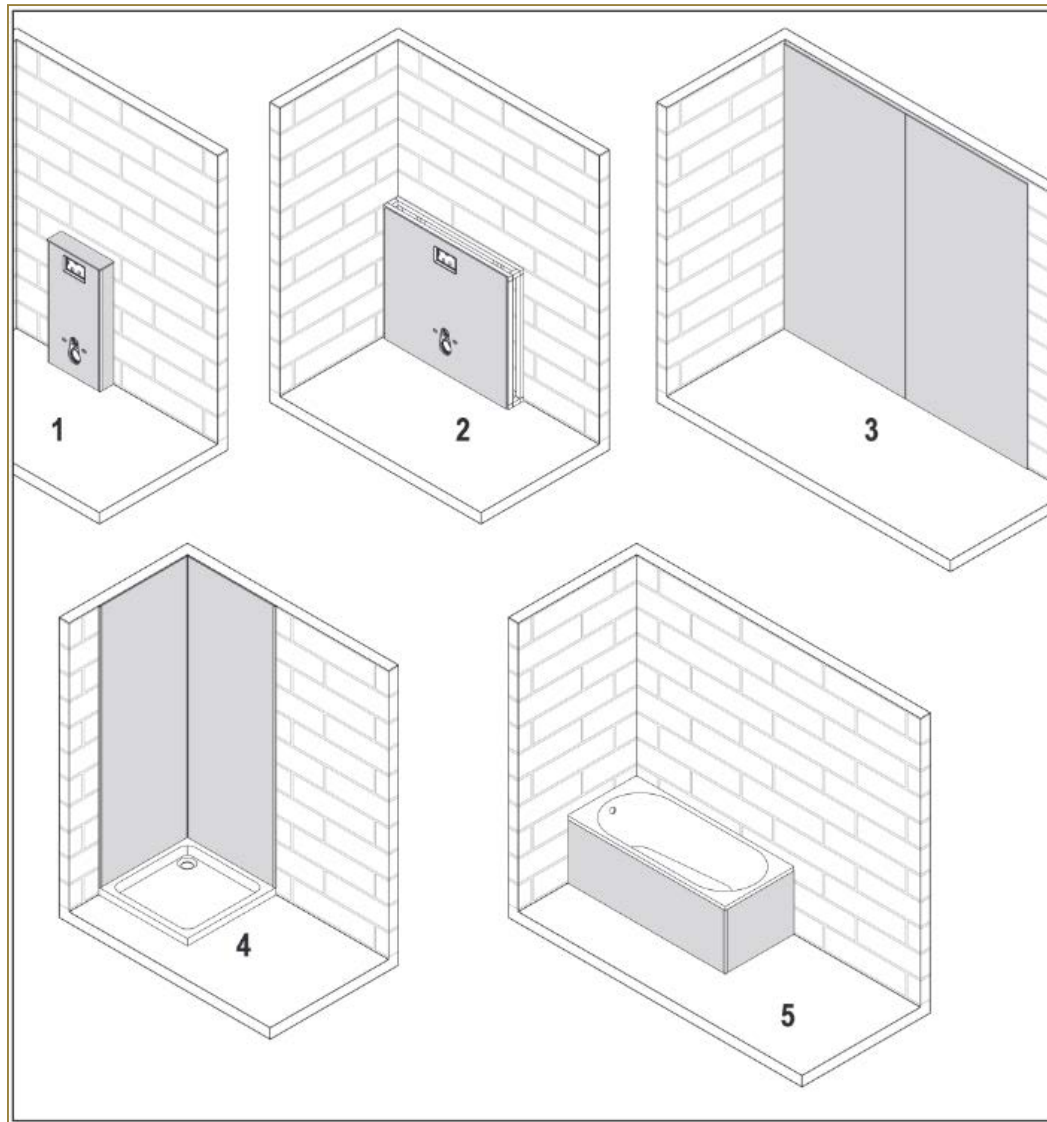
- Wall claddings in sanitary areas
- Rear walls in showers
- Ready made showers
- Renovations in the area of interior fittings of
 - Hospitals
 - Care homes for the elderly
 - Doctors practices
 - Hotels
 - Wellness oases
 - Swimming baths
- Furniture making
- Vehicle outfitting
- Aquarium claddings



KÖMASTYLE. PRODUCT ADVANTAGES.

- Attractive decors in imitation wood and stone finish and plain colours
- Wet resistant
- Reasonably priced
- No swelling
- 5 year guarantee for the bathroom / spa area
- Simple and easy to clean
- Can be processed with all woodworking tools
- Easy to saw, mill, drill and file
- No tearing on the saw lines
- Not as brittle as standard PMMA's
- Not susceptible to hairline cracks
- PVC less notch-sensitive than PMMA
- Very installer-friendly
- Excellent bonding qualities on differing sub-surfaces
- Very light in weight
- Good resistance to chemicals
- Good resistance to scratches
- Long service life
- Very good recycling properties
- Only for interior use





	KÖMASTYLE Deco		KÖMASTYLE Uni
Basis	KömaCel	KömaAlu	
Dimensions in mm	2500 x 1250		2500-3000 x 1250
Thickness in mm	8	3	8

KömaStyle Deco: Low-volume production with 12 panels / pallet (at extra cost).

Panels / pallet: 40 PC
 Special lengths: upon request



RAL 9003
669 Signal White



RAL 7035
107 Light Grey



RAL 9007
Grey Aluminium



RAL 8025
Pale Brown




RAL 1019
Grey Beige



Pantone 468 C
Tate Modern


Stone decors:







Wood decors:



Special decors:



Uni decors:



Name	Standard	Unit	Uni	KömaCel	KömaAlu
Weight	—	g/m ²	7,000	4,400	3 mm: 5,500 4 mm 4,980
Alu thickness	—	mm	—	—	0.18
Compressive strength (Hooke's range)	DIN EN ISO 844	MPa	—	> 7	—
Thermal conductivity (range 0 °C to +60 °C)	DIN EN ISO 22007	W/mK	0.05-0.07	0.05-0.07	—
Insulation value (heat transfer coefficient)	DIN EN 674	W/m ² K	approx. 3.1	3.1	—
Rated sound insulation value	DIN EN ISO 10848	dB	approx. 25	25	—
Water absorption after 7 days	DIN EN ISO 62	%	approx. 0.2	approx. 0.2	—

Name	Uni	KömaCel	KömaAlu
Chemical resistance		DIN 68861 – 1:2001 – 01 (1 B)	
Abrasion resistance		DIN 68861 – 2:2013 – 02 (2 B)	
Scratch resistance		DIN 68861 – 4:2013 – 02 (4 E)	
Dry heat		DIN 68861 – 7:2001 – 04 (7 D)	
Moist heat		DIN 68861 – 8:2001 – 04 (8 B)	
Light resistance		DIN EN 15187:2006 –12 (>6)	
Continuous service temperature	up to 60 °C	58 °C	60 °C

KÖMASTYLE. EXAMPLE APPLICATION.



KÖMASTYLE. EXAMPLE APPLICATION.



KÖMASTYLE. EXAMPLE APPLICATION.



KÖMASTYLE. BEFORE - AFTER.



KÖMASTYLE. BEFORE - AFTER.





Cleaning and Care Advice KÖMASTYLE

During the development of the surfaces for KömaStyle particular attention was given to achieving a high degree of practicality. In addition to a long service life, they offer excellent cleaning properties for low maintenance. Adhering dirt can be easily and thoroughly removed without great use of force and largely without the use of chemical agents.

In order to maintain the beauty and intrinsic value of your KömaStyle surfaces, the following cleaning and care advice should be adhered to:

In general, it will suffice to clean the surface regularly with a damp, soft and lint-free or non-abrasive cloth. If necessary, a mild household cleaner (washing-up liquid) can be added to the cleaning water.

Heavier soiling and possible stains, particularly from highly coloured substances and liquids (like mustard, coffee, tea, red wine, etc. for example) should be washed off with water as quickly as possible, possibly with the addition of a proprietary, non-abrasive household cleaner. Stains must not be allowed to dry.

Stubborn stain residues, particularly spots of grease and grease deposits from vegetable oils or body and suntan lotions (fingerprints) can be brushed off using a warm 30% soft soap solution and a soft dish washing or hand washing brush.

Surface stains caused by limescale deposits that cannot be cleaned off by the methods described above can be treated with proprietary bathroom cleaning agents, limescale remover or descaling agents, e.g. for coffee machines or electric kettles. Always observe the application and dosage recommendations of the respective manufacturer when using such agents.

It should also be noted that such agents should not be allowed to dry out for an extended period of time and must be rinsed off with clear water after the recommended exposure time. Tried and trusted household agents such as vinegar essence must not be used in concentrated or undiluted form. We recommend dilution with water at a ratio of 1 part of vinegar essence – 10 parts of water. Limescale stains and limescale deposits can be removed easily with this. Even if the solution is allowed to dry inadvertently, it will leave no trace on the surface.

When using proprietary household cleaning agents, be sure not to use any undiluted or concentrated cleaning agents that are strongly coloured as these dyes can also leave deposits.



Cleaning and Care Advice KÖMASTYLE

Steam cleaners, pressure washers, eraser sponges and sharp-edged objects or abrasive cleaning aids such as steel wool and the likes are not suitable for cleaning vinyl surfaces. These are also not resistant to organic solvents such as thinners, nail varnish remover, plastic cleaners containing organic solvents like acetone and/or acetates or undiluted spirits (spirits must be diluted 1:2 with water!) and hair dyes or bleaches, stamping ink and black ballpoint pen paste ink. Deposits must be removed immediately.

In order to prevent drops and excess moisture from forming, it is recommended that excess water be removed from all surfaces using a soft cloth or a shower squeegee and to keep these surfaces dry. This will keep your decorative wall surfaces hygienically clean and extend the service life of your panels at the same time.

Important:

Always adhere to the concentrations recommended by the respective manufacturer of any cleaning agents.

Plastic cleaners / special cleaners should always be initially tested for compatibility on a inconspicuous place.

Our information provides suggestions for possible applications. It was compiled on the basis of practical experience. It does not claim to be complete and errors and emissions are accepted.

MANY THANKS
FOR YOUR
ATTENTION!

